

gosky
training advies coaching

**kwaliteitszorg
communicatie**

Fase 1

- management en basis
- > themakeuze 'Visie op zorg'
- > algemene randvoorwaarden



gosky
training advies coaching

**kwaliteitszorg
communicatie**

Fase 2

- input team
- > metaplan
- > startvraag

'Op welke manier wordt er aan zorg gedaan op school en welke nieuwe dingen kan je toevoegen?'



gosky
training advies coaching



communicatie metaplan



1. tijdsbewaker + rapporteur 2'
2. **individueel**: 5' vraagstelling – kernwoorden – 5 kaarten/ persoon
3. **individueel**: kaarten mondeling toelichten - 2'/persoon - clusteren
4. **groep**: definitieve clusters – benoemen
5. **groep**: voorbereiden presentatie – 4'

gosky
training advies coaching


kwaliteitszorg communicatie



trechterprincipe

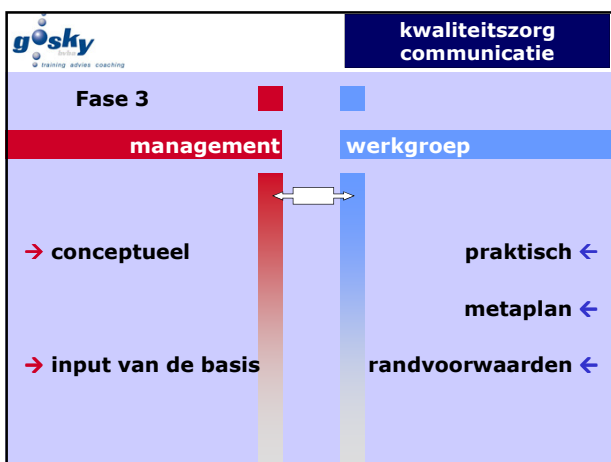
gosky
training advies coaching

kwaliteitszorg communicatie

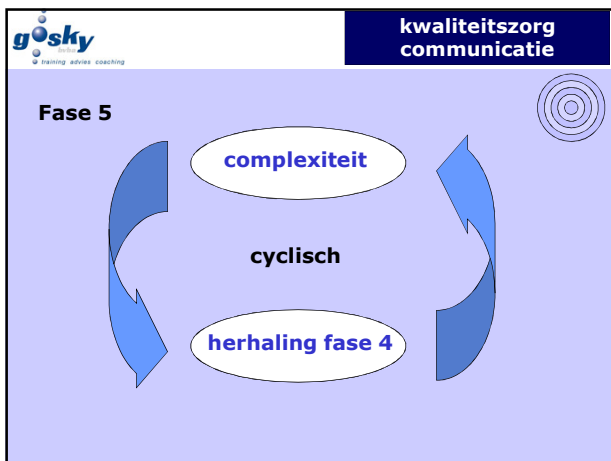


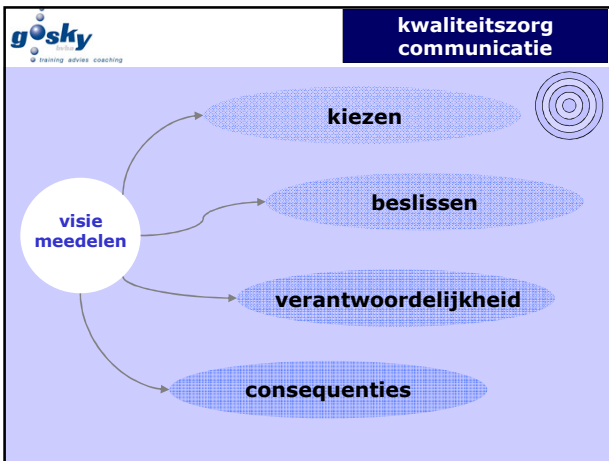
Fase 2

1. volledig team
2. start
3. waardevolle input









The slide features a light blue background. In the top left corner is the 'gosky' logo with the tagline 'training advies coaching'. In the top right corner, a dark blue box contains the text 'kwaliteitszorg communicatie'. On the right side, there is a target icon consisting of three concentric circles. The word 'Succes' is written in a large, bold, dark blue font in the center of the slide.

The slide has a light blue background with a white vertical bar on the left side. In the top left corner is the 'gosky' logo with the tagline 'training advies coaching'. In the top right corner, a dark blue box contains the text 'kwaliteitszorg communicatie'. On the right side, there is a target icon consisting of three concentric circles. In the bottom left corner, the text reads 'een gosky presentatie © 2011'. In the bottom right corner, the text reads '☎ : 0475/54.27.58' and 'www.gosky.be - marit.goossens@gosky.be'.
